

Renewal Test Help Guide

Large trucks make wide right turns, if a truck has his right signal on, but are partially blocking the left lane; assume the truck will turn right.

Divided Highway End Sign: Black on yellow. Warns of two way traffic ahead. Change passing habits. Get into proper lane.

Right-of-Way: Courtesy is a key to safe driving. Safety comes before right-of-way. Drivers, at times, must yield the way to others. There are certain rules to help determine the right-of-way, but if the other driver doesn't follow these rules, give the right-of-way. Remember in every situation, right-of-way is something to be given, not taken. All drivers should know and understand the rules which determine the right-of-way.

Pedestrian Crossing Sign: Black on yellow. Pedestrian traffic at this intersection is unusually heavy and there is a marked crosswalk for pedestrian traffic. Be prepared to stop.

You must lower (dim) your headlights when you are: (1) within 500 feet of an approaching vehicle; (2) when following closely behind another vehicle at least 300 feet; (3) when driving on lighted roads or in fog.

Passing Regulations: It is not always safe to pass; (1) Do not pass on a hill or on a curve where the view is obstructed, whether the road is marked or unmarked; (2) Do not pass within 100 feet of any bridge viaduct, tunnel if view is obstructed (K.S.A. 8-1519(3)), a marked or unmarked railroad crossing, or a marked or unmarked intersection; (3) Do not begin to pass if you can not safely return to the right-hand side before reaching a yellow barrier line. Always stay to the right of a solid yellow line drawn on the highway; (4) Give the proper signal when changing lanes; (5) Tap your horn to avoid surprising the car ahead; (6) Overtake and stay in or return to the proper lane, only when you can see the car being passed in your rear view mirror; (7) Avoid cutting too quickly.

Yield; This sign tells you that the road you are on joins with another road ahead. You should slow down or stop if necessary so that you can yield right-of-way to vehicles on the other road.

Fuel Efficiency: each 5mph that you drive over 60 mph is like paying an additional \$0.15 per gallon of gas. An extra 100 lbs of weight added to your vehicle can reduce your gas mileage up to 2%.

Following Another Vehicle: The driver of a motor vehicle shall not follow another vehicle closer than is reasonable, prudent and safe, taking into consideration the speed of traffic ahead, and the amount of traffic and existing road conditions. Use the two second rule for measuring safe following distance under normal conditions. A good method is to watch the car ahead of you. When it passes some reference point, such as a telephone pole, then count "one-thousand-one, one-thousand-two". If you pass the same spot before you are through counting, you are following too closely.

Headlights: Full headlights must be on at all times between sunset and sunrise and at any other time when visibility is less than 1,000 feet. When driving at night slow down – be sure you can stop within the distance lighted by your headlights.

There are many ways you can conserve energy while operating your motor vehicle. Here are 8 of the easiest-

Avoid rapid acceleration to reduce fuel consumption.

Avoid hard braking and sudden stops.

Use cruise control on highway trips.

When using a manual transmission, shift up as soon as possible without straining the engine.

Avoid excessive idling.

Keep tires properly inflated.

Get regular tune ups.

Clean or replace air filters yearly.

Work Zones: The color orange is used by every state and locality as a signal to motorists of oncoming highway work. When you see orange, remember to use common sense, caution and concentration as you drive through the work areas.

Give the Right-of-Way to School Buses: Drive with care when you are near a school bus. You must stop when meeting or overtaking from either direction a school bus that has stopped to take on or let off children.

Two Way Traffic Sign: Black on yellow. Warns to stay in right lane. You are meeting approaching traffic on two-way highway.

When approaching a stationary emergency vehicle from the rear that is using flashing warning lights on a street or highway with two or more lanes in each direction, a driver shall proceed with due caution and move to a lane that is not adjacent to the stopped emergency vehicle.

School Crossing Sign: Black on yellow or black fluorescent yellow-green. You are near an intersection where school children cross the street. Be prepared to stop.

Motorcycles need a full lane width like other vehicles. A skilled motorcyclist is constantly changing positions within a lane to increase the ability to see and be seen, and to avoid objects on the road. Never move into the same lane with a motorcycle, even if the lane is wide and the cyclist is riding to one side. It is not only illegal, it is extremely hazardous.

Advance Warning Signs: The Advance Warning sign is usually the first sign you see when approaching a highway-rail intersection, It is located a sufficient distance ahead to allow a driver to stop before reaching the crossing. The Advance Warning sign advises you to slow down, look and listen for a train, and be prepared to stop if a train is approaching.

Don't pass when there is a solid yellow line in your lane. If the vehicle in front of you is slowing or stopped preparatory to turning left you may pass on the right, only a multiple lane roadway. You can not use the shoulder to pass.

All turn signals must be given at least 100 feet before turning, either by arm signals or mechanical turn indicators.



DUI CONVICTION: A first conviction of driving under the influence of alcohol and/or drugs can result in: A fine of up to \$1000, a minimum jail sentence of 48 hours and a driver license suspension.



The same two-second following distance should be given to motorcycles as given to other vehicles.

Motorists in Kansas should expect to encounter bicyclists on all state and local roadways except for the interstate system where bicycles are prohibited by local ordinance. Please be considerate of bicyclists who have rights to the roadway. Expect bicyclists to be two feet from the right edge of the roadway or curb. When passing a bicyclist use extreme caution and pass four feet to the left of the bicyclist.

KANSAS DRIVER LICENSE RENEWAL EXAMINATION

INSTRUCTIONS: READ THE DRIVER LICENSE RENEWAL HANDBOOK CAREFULLY BEFORE ANSWERING. Each question has only one correct answer. Circle the answer that you think is correct. A passing grade is five errors or less. When you have completed the examination take it to any Driver License Examining station for grading. **ALL LOCATIONS ARE CLOSED ON MONDAY!**

- IF A LARGE TRUCK HAS A RIGHT TURN SIGNAL FLASHING BUT IS PARTIALLY BLOCKING THE LEFT LANE, YOU SHOULD:
 - ASSUME THE SIGNAL IS WRONG
 - MAINTAIN A SAFE FOLLOWING DISTANCE UNTIL TRUCK HAS COMPLETED MANEUVER
 - PASS TRUCK ON RIGHT AND TRY TO BEAT HIM TO THE INTERSECTION
- THIS YELLOW AND BLACK SIGN MEANS:
 - SHARP BUMP IN THE ROAD AHEAD
 - YOU ARE APPROACHING A ROAD WITH TWO-WAY TRAFFIC
 - YOU ARE APPROACHING A DIVIDED HIGHWAY
 - THE ROADWAY AHEAD IS UNDER CONSTRUCTION
- WHEN TWO CARS APPROACH AN UNCONTROLLED INTERSECTION FROM DIFFERENT STREETS AT THE SAME TIME, WHICH DRIVER HAS THE RIGHT OF WAY?
 - THE DRIVER ON THE LEFT
 - THE DRIVER ON THE RIGHT
 - NEITHER DRIVER
 - BOTH DRIVERS
- THIS SIGN MEANS:
 - SCHOOL CROSSING
 - SCHOOL ZONE
 - PEDESTRIAN CROSSING
- WHEN DRIVING IN FOG YOU SHOULD ALWAYS USE YOUR:
 - HIGH HEADLIGHT BEAMS (BRIGHT LIGHTS)
 - LOW HEADLIGHT BEAMS (DIM LIGHTS)
 - PARKING LIGHTS
 - EMERGENCY FLASHERS
- NEVER PASS A VEHICLE FROM THE REAR ON A TWO LANE HIGHWAY:
 - ON A HILL OR WHEN YOUR VIEW AHEAD IS OBSTRUCTED
 - ON A CURVE
 - NEAR AN INTERSECTION OF ROADS
 - ALL OF THE ABOVE
- WHEN APPROACHING AN INTERSECTION MARKED WITH A YIELD SIGN, YOU ARE REQUIRED TO:
 - KEEP THE SAME SPEED AND LOOK BOTH WAYS
 - STOP, THEN ENTER QUICKLY
 - SLOW DOWN AND STOP IF NECESSARY
 - STOP, THEN ENTER SLOWLY
- AN EXTRA 100 LBS IN YOUR VEHICLE CAN REDUCE GAS MILEAGE:
 - UP TO 6 PERCENT
 - UP TO 5 PERCENT
 - UP TO 10 PERCENT
 - UP TO 2 PERCENT
- UNDER NORMAL ROAD CONDITIONS, THE MINIMUM SAFE FOLLOWING DISTANCE IS:
 - 100 FEET
 - 2 SECONDS
 - ONE CAR LENGTH
 - FOUR CAR LENGTHS
- WHEN DRIVING AT NIGHT, YOU SHOULD DRIVE AT A SPEED WHICH WOULD ALLOW YOU TO STOP:
 - WITHIN 500 FEET
 - WITHIN THE DISTANCE LIGHTED BY YOUR HEADLIGHTS
 - WITHIN THREE CAR LENGTHS
- AT NIGHT, YOU MUST LOWER (DIM) YOUR HEADLIGHTS TO APPROACHING VEHICLES WITHIN HOW MANY FEET?
 - 100 FEET
 - 200 FEET
 - 300 FEET
 - 500 FEET
- AVOIDING BOTH RAPID ACCELERATION AND HARD BRAKING WILL REDUCE FUEL CONSUMPTION:

TRUE FALSE
- WHAT COLOR DENOTES THAT THERE IS A WORK ZONE UP AHEAD, AND THAT DRIVERS SHOULD USE CAUTION WHEN PASSING THROUGH?
 - RED
 - YELLOW
 - ORANGE
 - BROWN
- WHEN A SCHOOL BUS HAS STOPPED ON AN UNDIVIDED HIGHWAY AND IS DISPLAYING A STOP SIGN AND ALTERNATELY FLASHING RED LIGHTS, ALL DRIVERS ARE REQUIRED TO:
 - SLOW DOWN AND PROCEED WITH CAUTION
 - STOP WHEN APPROACHING FROM THE REAR ONLY
 - STOP AND REMAIN STOPPED UNTIL STOP SIGN HAS BEEN WITHDRAWN AND LIGHTS ARE NO LONGER FLASHING
- THIS YELLOW AND BLACK SIGN MEANS:
 - ROAD AHEAD IS TEMPORARILY BLOCKED
 - ROAD AHEAD IS FOR TWO-WAY TRAFFIC
 - EITHER LANE OF THE ROAD IS OPEN FOR TRAFFIC
 - PASSING PROHIBITED
- WHEN APPROACHING AN EMERGENCY VEHICLE FROM THE REAR THAT IS DISPLAYING FLASHING WARNING LIGHTS ON A HIGHWAY WITH MORE THAN ONE LANE IN EACH DIRECTION YOU MUST:
 - MAINTAIN LANE POSITION AND SPEED
 - SPEED UP TO PASS THE EMERGENCY VEHICLE QUICKLY
 - MOVE TO A LANE NOT ADJACENT TO THE EMERGENCY VEHICLE AND PASS WITH CAUTION
- THIS YELLOW AND BLACK SIGN MEANS:
 - SCHOOL ZONE AHEAD
 - SCHOOL CROSSING
 - PEDESTRIAN CROSSING
- MOTORCYCLES ARE ENTITLED TO A FULL LANE WIDTH JUST LIKE ANY OTHER VEHICLE.

TRUE FALSE
- AN ADVANCE WARNING SIGN AT A HIGHWAY RAIL CROSSING ADVISES DRIVERS TO:
 - SLOW DOWN
 - LOOK AND LISTEN FOR A TRAIN
 - BE PREPARED TO STOP IF A TRAIN IS APPROACHING
 - ALL OF THE ABOVE
- WHAT DOES THE SOLID YELLOW LINE ON YOUR SIDE OF THE CENTER LINE MEAN?
 - YOU ARE NEAR AN INTERSECTION
 - YOU MAY PASS ON THE RIGHT
 - YOU ARE NEAR A BRIDGE
 - YOU MUST NOT CROSS OVER THE YELLOW LINE TO PASS
- HOW FAR BEFORE TURNING DOES THE LAW REQUIRE YOU TO GIVE A SIGNAL?
 - AT LEAST 50 FT.
 - AT LEAST 100 FT.
 - FAR ENOUGH AHEAD FOR THE CAR FOLLOWING YOU TO SEE
- A FIRST CONVICTION FOR DRIVING UNDER THE INFLUENCE OF ALCOHOL AND/OR DRUGS CAN RESULT IN:
 - A FINE OF UP TO \$1000
 - A MINIMUM JAIL SENTENCE OF 48 HOURS
 - A DRIVERS LICENSE SUSPENSION
 - ALL OF THE ABOVE
- UNDER NORMAL CONDITIONS, A SAFE FOLLOWING DISTANCE BETWEEN YOUR CAR AND A MOTORCYCLE SHOULD BE:
 - THE SAME DISTANCE AS WHEN FOLLOWING ANOTHER CAR
 - LESS DISTANCE THAN WHEN FOLLOWING ANOTHER CAR
 - MORE DISTANCE THAN WHEN FOLLOWING ANOTHER CAR
- WHEN PASSING A BICYCLIST ON ANY ROAD OR STATE HIGHWAY, DRIVERS SHOULD GIVE THE BICYCLIST AT LEAST:
 - 2 FEET OF CLEARANCE
 - 3 FEET OF CLEARANCE
 - 4 FEET OF CLEARANCE